

Soft Tools of Microsoft Power-Point

Gurtej Singh
UG Student

Department of Computer Science & Engineering

Lovely Professional University, Jalandhar - Delhi G.T. Road, Phagwara, Punjab, 144411, India

Abstract— Technology may be considered useful, by promoting the benefit of society, together with the emolument of those who pursue them. I am using Microsoft Power-point since last 4-5 years and observed some of the unique tools which can be used to transform things in different way and can be save our time in every aspect. This is also true that most of people are not aware with such things, so it is helpful concept just too aware about new technical concept.

Key words: Power-Point

I. INTRODUCTION

As we know PowerPoint is a piece of Microsoft's "Office Suite." It is commonly used in a variety of ways by business, education and government employees to provide a computerized "slide-show" for enhancing a presentation. PowerPoint might be employed to direct attention to an outline of the presentation, or to display graphs and pictures, or to focus the audience on key points. But After working on this particular concept I came across many new unique tools which are quite easy to handle, so from this we can say Microsoft power-point Software as an Editing Software and can be used for different works like.

- 1) EDITING PHOTOS, VIDEOS.
- 2) MAKING WALLPAPERS.
- 3) ANIMATED MOVIE PRESENTATION.

NO NEED OF EXPENSIVE SOFTWARE FOR EDITING WORK... (NO PROFESSIONAL SKILL REQUIRED)
ONLY JUST A BASIC CONCEPT

This will be new GATE in field of Education because most of the world is not aware of such tools, and the concept behind this software is very simple and can be understood by everyone.

IN THIS WE USE—

Formatting which include (removing Background) Picture Effects, Picture border, crop, Soft edges, Correction, Colour, Artistic Effect, Quick Style etc and many more.

And to give New Style we use

- 1) PICTURE LAYOUT
- 2) PICTURE EFFECTS (BEVEL, GLOW)
- 3) CROPPING AND RESIZE etc.

The people who find very Difficult to use photoshop like software, now they can also do good editing work with this presentation software. They do not need to spend to much money on the expensive software or do not need professional skills.

II. PROPOSED METHODOLOGY & DISCUSSION

- 1) Now you we can do editing work in presentation software.
- 2) Less time consuming when we compare with other software's.
- 3) Easy to understand (based on simple concept).
- 4) No Professional course required.
- 5) No need of expensive software.
- 6) Imagine the virtual world with creative thinking

III. EXPERIMENTAL RESULTS

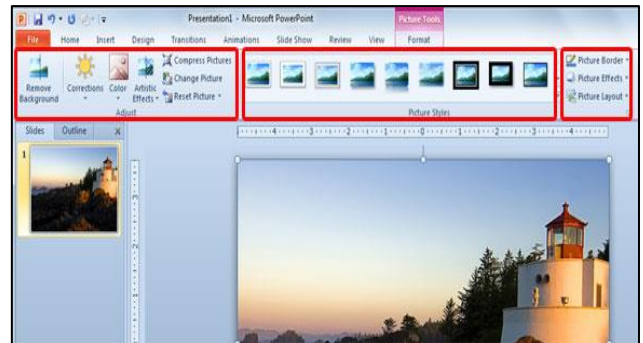


Fig. 1.1: Formatting Tools (Picture Tools)

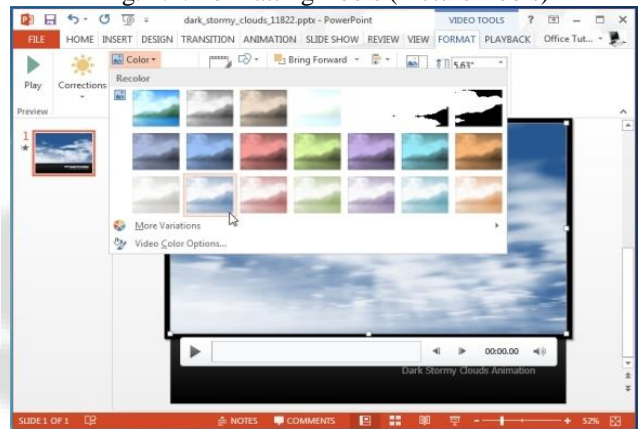


Fig. 1.2: Adjusting Colour for Photos & Videos



Fig. 1.3: Remove Background

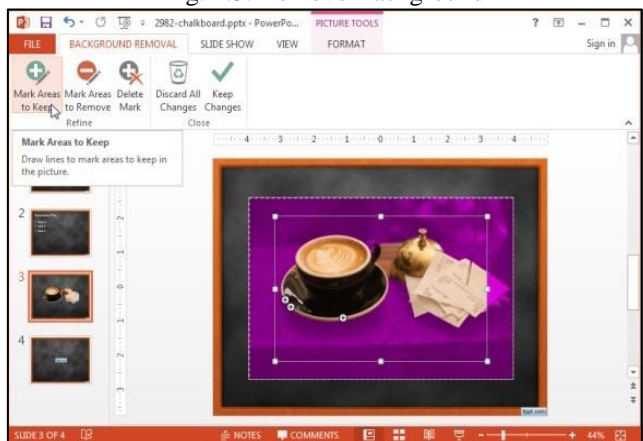


Fig. 1.4: Adjusting the Layout Area




Fig. 1.5:

IV. CONCLUSION

- 1) Government Should Add This New Concept To The Digital Education System So, That Students Come To Know About This New Technological Concept.
- 2) And This Concept Will Provide A Good Platform For Those Who Really Want To Learn Something New And Creative Things.
- 3) For Poor And Uneducated People, It Will Be Really Good Platform As I Already Mention, That It Is Very Easy To Work On This Particular Concept/Software And They Can Earn Money By Just Editing (Photos, Videos ETC) Which Results In The Decrease In Unemployment And The Rate Of GDP Of The Country Will Also Increase.

