

# Wireless Sensor Helmet for Bike Riders and Alcohol Detection

Snehal Chorge<sup>1</sup> Hemkedar Kurale<sup>2</sup> Sonali Deshmukh<sup>3</sup> Prof. Karishma B. Badgujar<sup>4</sup>

<sup>1,2,3</sup>BE Student <sup>4</sup>Assistant Professor

<sup>1,2,3,4</sup>Department of Information Technology

<sup>1,2,3,4</sup>ABMSP's APCOER, Parvati, Pune, Maharashtra, India

**Abstract**— an accident is an unexpected, unusual, unintended external action which occurs in particular time and place. Carelessness of the driver is the major factor for accident. The government has made rules that rider should compulsory wear the helmet and not consume alcohol and drive. Still the riders do not obey the rules. These accidents are caused due to negligence of the rider. Not wearing the helmet causes the rider with head injuries which may lead to death of the rider. In order to overcome this an intelligent system, smart helmet is proposed, it detects the helmet and also the alcohol present in rider's breath. This system has a pair of transmitter and receiver, the transmitter is placed in the helmet and the receiver is placed at the bike ignition. There are different sensors to ensure the helmet is on the head. These vibration sensors are placed in helmet where the probability of hitting is more. An alcohol sensor is placed near mouth of the rider. The alcohol sensor detects the presence of alcohol in rider's breath. The data of the detection of helmet and alcohol is coded with RF encoder and then transmitted through radio frequency transmitter. The receiver at the bike receives the data and the data is decoded using RF decoder. The result of presence of helmet and the alcohol detection is analyzed on the smart phone. The proposed system will be so designed that if one of the two conditions are violated then also the bike won't start. The bike will start only if the both conditions are followed. This smart helmet will help the rider to compulsory wear helmet and restrict drink and drive condition. MCU controls the function of relay and the ignition, it control the engine through a relay and a relay interfacing circuit.

**Key words:** Accident, Drunken Driving, Helmet, Intelligent System

## I. INTRODUCTION

An accident is said to be any vehicle accident occurring on a public highway. These accidents therefore include collisions between vehicles and animals, vehicles and pedestrians, or vehicles and fixed obstacles. According to reports the average accidents per day in India are around 1600 and 550 people are dying on each day because of road accidents. The main causes of road accident are drink and drive and not wearing helmet. The usage of helmet by two-wheeler riders is compulsory under Motor Vehicle Act. The section 129 of Motor Vehicle act 1988 makes it must for a rider to wear the helmet. Consumption of alcohol reduces concentration of the rider. It prevents the rider's vision due to giddiness. Alcohol obscure fear and actuate the rider to take risks. All above factors causes accidents while driving and many a times it proves dire consequences. The risk of accident doubles for every increase of 0.05 blood alcohol concentration. To make this matter worse Indian traffic officials are not well equipped with the necessary equipment's required to check.

There are laws to check drunken drive and wear helmet but there is no successful implementation of the law. The Motorcycle Act, 1939, has a clause which states that

“Motor cycle driven by a drunken rider shall be liable for punishment at first offense for imprisonment for a term of six months or with a fine which may extend two thousand rupees or both for a next offense .The law is very successful if it is made compulsory, but it is usually failed due to the hands of the concerned In charge officer are bribed. The drunken driver is equally to a murderer as he cannot carry out his own tasks without any risk and endanger. These are the two main reasons which motivate us to build the Smart Helmet. The very first step will be detection of the helmet and the alcohol detection. When the both conditions are checked then only the bike ignition will start. IR sensor, PIR sensor and MQ303A alcohol sensors are used for the same. The result obtained from the sensors will be analyzed on the smart phone. This analyzed result will be sent to the concerned authority.

## II. LITERATURE REVIEW

The issue of not wearing the helmet though it is being compulsory and the drink and drive condition to overcome this they proposed a smart helmet. It includes two steps, first is to detect the helmet and the second is to detect the alcohol. When this two conditions are checked then only the bike will start. IR sensor, PIR sensor and MQ-3 alcohol sensor is used for the same. They are using accelerometer to limit the speed of the bike and for fall detection. Fall detection indicates that the accident has occurred. If the fall is detected the message is sent to the bike riders family through GSM. For this accelerometer ADXL335 and GSM module are used.

A simple telemetry system, sensor is activated when pressure that is applied to the helmet's interior when the rider wears it. Once activated the sensor then transmitter sends a control signal to the receiver circuit and activates the relay which is connected to the bikes unit ignition circuit's power supply. The prototype uses a dPDT electromechanical relay for detecting wear the helmet and switching on of the circuit, however on large scale state relays can be out to use which are much faster and have better response.

The smart helmet with radio frequency link, as user wear the helmet a RF signal radiates from transmitter and these RF signals are sensed and synchronized with the help of address matching by the receiver section placed in the ignition switch of the bike and the bike gets started and bike stopped working as the helmet keep out from head. This ensures that the bike works properly till the helmet is on head.

(ITS) Intelligent Traffic System or “Intelligent Vehicle Highway Systems” (IVHS). ITS/IVHS incorporate intelligence in both the roadway infrastructure and in the vehicles with the intention of reducing congestion and environmental impact, and of improving traffic performance, by exploiting the distributed nature of the system and by making use of cooperation and coordination between the various vehicles and the various elements of the roadside infrastructure. IVHS comprise traffic management systems,

driver information systems, and vehicle control systems. Automated Highway Systems (AHS) go one step further than IVHS and involve complete automation of the driving task. For better (network-wide) coordination of traffic activities, AHS also distribute the intelligence between the vehicles and the roadside infrastructure.

Identified nine existing safety enhancing ITS systems for motorcycles. In addition, eight emerging technologies currently in prototype form, and several additional ‘potential’ systems have been described. These have been discussed in terms of the critical motorcycling safety issues, namely loss of control crashes, multiple vehicle crashes, and additional factors such as conspicuity, alcohol and unlicensed riding. While some of these systems serve to address specific safety issues, such as interlocks and alcohol-related crashes, other systems will show comprehensive benefits across a number of crash types. Importantly, this is one area of ITS development that has shown a significant amount of development.

An efficient system of vehicle accident prevention system embedded by alcohol detector. It consist of PIC 16F876A as the main controller, alcohol sensor as the input and three output such as ignition system, LCD display and alarm system. This system capable to alert the driver about the level of drunkenness by indicates the condition on LCD display. It also produce an alarm from buzzer to make the driver aware their own condition and to vigilant other people in surrounding area. The most safety element provided by this system is the driver in high level of drunkenness is not allowed to drive a car as the ignition system will be deactivated. Ultimately, this system help to prevent the driver to drive in risky situation and will avoid accident occur on the road.

This real time embedded system is based on low cost and easy solution to avoid accidents caused by break of rules and carelessness. The subsystem of the system are ALCOHOL DETECTION-if the rider is found to have drunk alcohol then vehicle does not start, EMERGENCY SYSTEM ACCIDENT- if any movement detected using vibration sensor and using GSM module the area where accident occurs is sent to help center.

A new secret key generation scheme is defined to improve the data security. Secret key generation using received request message (RRM) scheme is used for extraction of secret key. It takes the users request message as input for extraction of secret key. The basic idea is to generate a unique key which can provide data confidentiality and improve the strength of extracted key. This scheme provides high entropy data bit during extraction, thus ensures strength of generated secret key acceptable. Extensive performance evaluation demonstrates that the proposed schemes outperform the existing solutions in terms of highly efficient secret key generation.

Helmet system designed road hazard warning given to rider with wireless bike authentication and traffic adaptive mp3 playback. The main aim is to provide protection to bike rider and encourage people to wear helmet and to prevent road accidents and follow traffic-rules.

That it checks the wearing of helmet and drunken driving. In this system a safe two wheeler journey is possible which would decrease the head injuries during accidents and also reduce the accident rate due to drunken driving. This

system also indicates No parking area which would reduce the crowd of the vehicle in those areas. No entry area is mainly allocated during the construction or repairing of the road, if the rider enters in such area this system would immediately intimate as —No entry area and vehicle will stop automatically. In case of any accident it would send the messages to the friends continuously about the location of the accident happened till the first aid reaches the rider. The system helps to know the location of the vehicle for rescuing in the case of theft incidents.

Sr. No.	Paper Name	Description
1.	“Smart Helmet System Using Alcohol Detection for Vehicle Protection”	Detect alcohol consumption, usage of mobile phones while driving SMS or Short Message Service
2.	“Intelligent Helmet: Application of RF”	Radio-frequency identification (RFID) UHF radio waves FID tags
3.	“Brainwave and Alcohol Sensitizing Helmet for Riders Safety”	Brainwave power spectrum Blood Alcohol Content (BAC) Global Positioning System (GPS) technology
4.	Safety measures for “Two wheelers by Smart Helmet and Four wheelers by Vehicular Communication”	GSM and GPS technology. VANET RSU
5.	Helmet for Road Hazard Warning with Wireless Bike Authentication and Traffic Adaptive Mp3 Playback	GPS technology Dashboard mp3 Player
6.	Intelligent Helmet	Arduino Accelerometer
7.	“Smart Helmet Using GSM &GPS Technology for Accident Detection and Reporting System”	Alcohol Sensor, Gsm Gps Microcontroller, Pressure Sensor Vibration Sensor.

Table 1: Literature Review

### III. PROPOSED SYSTEM

The proposed system mainly focuses on avoidance of drunken driving and restricts to wear the helmet compulsory, which results in Avoidance of accident and save the human life. Now a day’s according to government rules this smart helmet will be hopefully in use. The proposed system includes Helmet detection, Alcohol detection, and the Android mobile for sending the alert message to person about helmet detection and alcohol detection.

#### A. Helmet Unit

This system will provide helmet sensor switch, infrared sensor switch MCU encoder and RF transmitter both the switch & Alcohol switch is fitted in the helmet unit. The MCU reads data from the sensors & the sensor gives the result to MCU. If the driver has non-alcoholic breath and also the

helmet switch is in a closed position and also it gives the corresponding digital output to RF encoder only. The encoder block will check the conditions are satisfied. It will encode the active inputs to a coded binary output. The RF transmitter will transmit this coded binary output from RF encoder block. The system uses the ASK Modulation technique. In RF transmitter system the digital data is represented in the form of variations in the amplitude of carrier wave by using ASK modulation is known as amplitude shift keying (ASK).

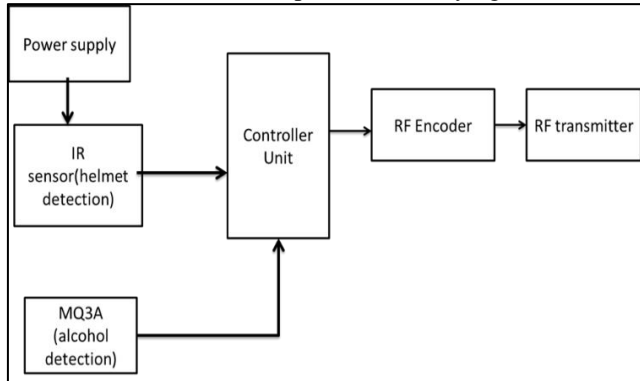


Fig. 1: Helmet Unit

### B. Vehicle Unit

The vehicle unit includes the RF Receiver, RF Decoder, and MCU. The receiver is the next block of transmitter it receives the coded binary data which is transmitted by the RF transmitter and all data is given to the RF decoder. The RF transmitter gives the input to RF decoder which decodes this input and gives the four bit digital data to the MCU (Micro Controller Unit) only if the address bit of RF encoder & RF decoder is matches. The MCU block receives the digital data from RF transmitter block. After that it operate the engine of the vehicle, it operates the engine through a relay circuit but it cannot operate the relay directly. So a relay interface is also used here.

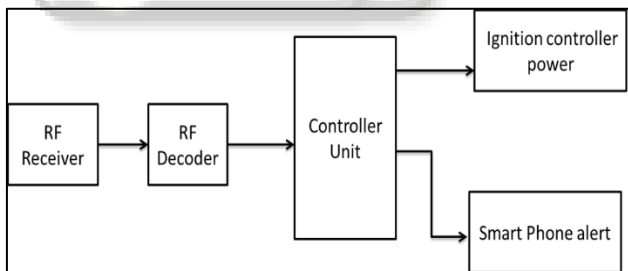


Fig. 2: Vehicle Unit

### C. Alcohol Detection

Now a days we see the people drive the vehicle when they drunk .so this reason the accident is cause so to avoid this accident and save human life the solution is find. This alcohol detection phase the MQ-3 gas detector (Alcohol Sensor) is used for detecting alcohol content from the breath. So the MQ-303A gas detector can be placed below the face defend & above the additional face detection the surface of sensor is to be sensitive for various alcoholic contractions & it detects the alcohol from the rider's breath. the sensor be sensitive to various alcoholic contraction we programmed threshold limit as 0.04mg/L so this system can be integrated with ignition system thus allow to people to handle the vehicle. This sensor is manufactured by Hansel electronic CO-Ltd & has high

sensitivity sensor able to detect BAC with different concentration.

### D. Helmet Detection

Most of the people lost their life because not wearing helmet so in proposed system the smart helmet will hopefully use & can save accident death by 35% to 45%. The risk of death is 2.5 times more among riders not wearing a helmet detection of helmet is done using IR & PIR sensors.

### E. PIR Sensor

The PIR Sensor is help to detect if the person wear the helmet or not the PIR(Passive infra-red) sensor it detect the motion by measuring changes in the infrared levels emitted by surrounding objects. this motion of helmet can detected by checking for high signal on a single input output (I/O) Pins At that time bike riders head is detected while he is trying to wear helmet & check the movement of his head from outside to inside which is give high output used PIR sensor the polo electric devices, such as the PIR sensor which is made of crystalline material that generate an electric charge when exposed to infrared radiation. The changes in the amount of striking and element get change. the voltage generated this change is measure in amplifier board the Fresnel lens which focuses the infrared signals on to the element & it ambient rapidly in signal changes the on-board amplifier trips output to indicate motion.

### F. IR Sensor

The IR sensor is fitted on the left & right side of helmet so that human head will be detected. Here the IR sensors used the obstacle electrons. the IR LED work as the it transmit the IR signal on to the object & the signal is to be reflect back from the surface of the helmet this reflected signals are received by an IR receiver & result is save in the block MCU.

## IV. ANALYSIS OF THE RESULT

In this smart helmet system setup includes the transmitter and receiver sections, the transmitter sections have alcohol sensing element, microcontroller unit, encoder and transmitter and the leaf switches. The receiver section have decoder and receiver, microcontroller unit, ignition control, electrical device, power supply etc.

### A. Alcohol Detection

The alcohol sensor used to detect the alcohol is MQ-3 sensor. The alcohol sensing is controlled through a NPN power electronic transistor TIP122 by the microcontroller unit. The bottom terminal of the voltage divider is connected to MCU through 1K resistance, from RC0. The resultant output of alcohol sensor is connected to a voltage divider using 100K and 470 K variable. The output of the resistor is fed to op-amp's non-inverting voltage divider supported LM358. Output of non-inverting electronic equipment is fed to RA0/AN0 of the microcontroller. The presence of alcohol is detected by the microcontroller through this pin. During this system MQ3 is used as LPG sensing element. This LPG/ alcohol sensor is capable for detection even tiny presents of alcohol in its surroundings. It has high sensitivity and fast response. The sensor provides analog resistive output depends on alcohol concentration.

### B. The Microcontroller Unit

Arduino PCB board is used as the MCU. MCU gets power supply when the helmet is weared. Along with the helmet detection it also checks the output of alcohol sensing element whether or not alcohol is present or not. If the condition of alcohol is negative then MCU communicate to the RF transmitter through the RF encoder circuit. The microcontroller is accessible in twenty eight pin DIP package and have program memory capability of 4Kb and ram of 368 bytes. They operate in clock speed vary of zero rate to twenty megahertz and therefore the additional operation is totally static also. It has three I/O ports named as passage, PORTB and PORTC. Among these PORT A is half-dozen bit wide and every one alternative port is eight bit wide. Most of the peripheral I/O functions are multiplexed with PORTC pins. The ADC inputs are available in PORT A. The microcontroller have fourteen bit wide program memory area by that instruction occupies just one memory area. This allows additional program capacity. These are addressed with a 13 bit wide program counter throughout execution. The program memory is addressed from 0000h to 1fffh and also the reset vector is at 0000h and interrupt vector is at 0004h. The program counter points the address of the memory location to be executed next and increments in every machine cycles. One machine cycle consists of four clock cycles. Generally they are low power devices and works in voltage range of 2v to 5V. They have 13 interrupt sources like external pulse interrupt and serial receive interrupt etc. These chips area unit are in circuit serial programming facility and are flash technology also. The non-volatile storage is re written a thousand times. Speed of operation of MCU depends on the clock provided. In this project 4MHz clock is used with 232 pF capacitors. First pin (master clear) of the IC is connected to +5V through 47K.

### V. RESULT




Fig. 3: Wireless Sensor Helmet

Nowadays, most cases of accidents are caused by motor bikes. The severity of these accidents are increased because

of the absence of helmet or by the drinking the alcoholic drinks. In our system we have develop an electronic smart helmet system that efficiently checks the wearing of helmet and drunken driving. By implementing this system a Safe 2 wheeler journey is possible which will decrease the head injuries throughout accidents caused from the absence of helmet and additionally reduce the accident rate due to drink and drive condition. This system introduces advanced sensors techniques and radio frequency wireless communications are included in this project to make it a good one. Our system efficiently checks the wearing of helmet and drunken driving. By implementing this system a safe 2 wheeler journey is possible which would decrease the head injuries during accidents and also reduce the accident rate because of drunken driving.

### VI. FUTURE SCOPE

In future we have a tendency to plan to construct our intelligent system during a compact size and additionally as globally acceptable to notify the No entry and No parking areas. Government should enforce laws to install such system in each 2 wheeler. By implementing such mechanism in 2 wheelers, the deaths attributable to due to driving and alternative road fatalities are often brought to zero p.c. And also indicates No parking area which would reduce the crowd of the vehicle in those areas. No entry area is mainly allocated during the development or repairing of the road, if the rider enters in such area this system would immediately intimate as No entry area and vehicle can stop automatically. In case of any accident it might send the messages to the friends continuously about the location of the accident happened until the first aid reaches the rider. Our system helps to know the location of the vehicle for rescuing in the case of theft incidents.

### VII. CONCLUSION

The government has taken initiative by making compulsory Helmet and NO Drink and Drive. According to analysis only 10% bike riders follows these rules. Many a times these rules are violated. The previously developed Helmet only detects the presence of helmet and not the alcohol. The proposed system provides a “Smart Helmet” which detects the alcohol consumed by the rider and whether the rider has worn the helmet or not. This system consists of an android application. The result obtained from the sensors i.e. IR Sensor for Helmet detection and MQ303A for alcohol detection will be analyzed on the smart phone. Hopefully the proposed system will provide the rider’s safety and restrict Drink n Drive condition and the traffic rules will also be followed.

### REFERENCES

- [1] Sudharsana, Vijayan, Vineed T. Govind, Merin Mathews Simna Surendran, Muhammed Sabah, “Smart Helmet System Using Alcohol Detection for Vehicle Protection”, International Journal of Emerging Technology in Computer Science & Electronics (IJETCSE), Volume 8, Issue 1, April 2014.
- [2] Nitin Agarwal, Anshul Kumar Singh, Pushpendra Pratap Singh, “Intelligent Helmet: Application of RF”, International Research Journal of Engineering and Technology (IRJET), Volume 02, Issue 02, May 2015.

- [3] Amitava Das, Priti Das, Soumitra Goswami, “Brainwave and Alcohol Sensitising Helmet for Riders Safety”, Proceedings of Eleventh IRF International Conference, 17<sup>th</sup> August 2014.
- [4] Abhinav Anand, Kumar Harsh, Kushal Kumar, Sourav Gouthi, “ Safety measures for “Two wheelers by Smart Helmet and Four wheelers by Vehicular Communication”, International Journal of Research in Engineering and Technology, Volume 04 Issue 05, May 2015.
- [5] K. Sudarsan, P. Kumaraguru Diderot, “Intelligent Helmet”, International Journal of Science and research (IJOFR) Volume 3, Issue 3, March 2014.
- [6] [www.wikipedia.org/wiki/](http://www.wikipedia.org/wiki/)
- [7] [www.electronicsforu.com](http://www.electronicsforu.com)
- [8] [www.electtor.com](http://www.electtor.com)

