

# BPCS Algorithm for Image Steganography

Fuldeore Dipak K<sup>1</sup> Fegade Rahul N<sup>2</sup> Dhole Akshay P<sup>3</sup> Prof. Vishal Raskar<sup>4</sup>

<sup>1,2,3,4</sup>Department of Electronics & TeleCommunication Engineering

<sup>1,2,3,4</sup>JSPM, ICOER, Wagholi, Pune

**Abstract**— The steganography is the art of hiding the information and protect unauthorized access of the information. Steganography is a system to hide secrete information in some other data without any loss of information. All the existing image stegnography technique having the limited percent of information hiding capacity. the aim of the existing system is replace the frequency component of the image of replace the Least Significant Bit of the image into the secret data, but the main aim of the proposed system is to embedded the secret data or information in the bit plane of the image. To implement the proposed system use the characteristics of the human visual system, in this system the human can't receive any information of the secret data in a complicated binary plane. We can use the two methods of BPCS for implementing this system. web based BPCS & improved BPCS.

**Key words:** Steganography, WEB BPCS, improved BPCS, text informations, images etc

## I. INTRODUCTION

The steganography is a technique of hiding the information the enables to secretly embed data when transferring file, moving file, the end user can't access and recognize the data without permission. the embedded data can't extract from any file however existing in the file. In steganography technique hiding the information inside the image this image is also called as the carrier signal. the carrier is any media like audio, video image etc. used to carry the information.

With the help of digital technology the list of carrier has been existing like e-mails, audio and video, disk space and partitions and images etc. the two parts are more commonly used in information hiding. The input information can be hidden by any images, text or videos. Basically, stego-images in which the secret information can be embedded

- 1) Steganography
- 2) watermarking
- 3) cryptography

## II. WATERMARKING

In the communication technique the the watermarking provide the copyright protection. In the existing watermark is often declared openly.in this technique the information loss is more.

The advantages of the stegnography over watermarking and cryptography is the messege can't attracttention to themselves.The encrypted message no matter how unbreakable,will arouse suspicion and may in themselves be incriminating in countries where encryption is illegal[2].the cryptography only protects the contents of the message, where the stegnography can protect both messege as well as communication parties. In digital steganography use the electronic communication system can include steganographic coding inside of a transport layer such as document file, image file or protocol etc.

## III. DESIGN AND IMPLEMENTATIO OF STEGANOGRAPHY

The figure shows the implementation of BPCS steganography, in the BPCS algorithm it divides the input images into bit-plane segmentation.then the bit- plane is highly correlate with pixels of the bit-planes.[15]

This paper improves bit-plane complexity segmentation techniques, when the bit plane is highthen the pixel is also high.

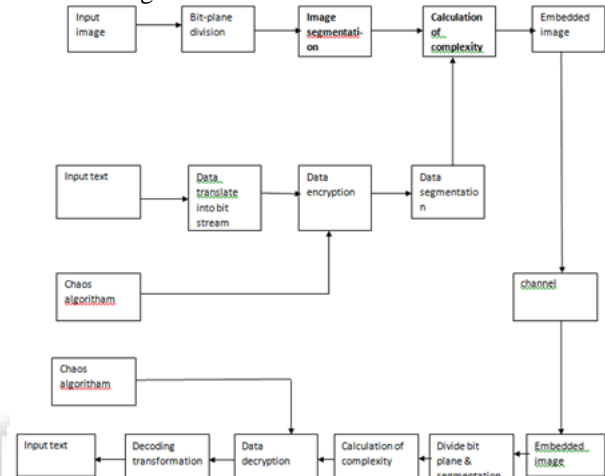


Fig. 1:

## IV. CHARACTERISTIC OF STEGANOGRAPHY

Are several related goals to judge the stego results are stego-strength, capacity, invisibility, undetectability,Robustness and signal to noise ratio .the capacity, undetectability and robustness are the three things that work opposition of each other. No steganography technique can be perfectly undetectable and robust and have maximum capacity [5].

## V. DATA HIDING TECHNIQUE: BPCS ALGORITHM

In the BPCS technique, the cover images divides into two types such as,informative region and noise-like region. The secret information is hidden into a noise block of cover image.

In LSB data is hidden by the last four significant bits.but in BPCS techniques the information is hidden in MSB as well as LSB planes.this techniques are most usefull in steganography system.

### A. Hiding and Extracting Data

Convert the sample 8 x 8 bit gray image into canonical gray form.the CGC format allow to manipulate the each bit plane without affecting the other bit plane that represent the each grayscale value.the 8 x 8 blocks are segmented within the image and each of the block is ocg form and each of having its own 8 x 8 plane.the complexity of the block is measure which is determined by the number of borders present in the 8 x 8 block for each plane.if the data embedded in the complex it can be embed in complex bit plane. If not, we will conjugate (exclusive or) the data with a checkerboard

pattern (the most complex pattern possible) to ensure complexity. Once the data has been embedded, the image is converted back into the original format from CGC and saved. Extraction is basically the same as embedding, except if a bit plane is determined to be complex, it will then look at the conjugation bit and extract the data accordingly. Because the embedded data in the complex regions has to be complex, the complex regions before and after embedding data will remain complex.

Color is basically the same process. However, it will have 3 8-bit grayscale values that represent each color, thus giving approximately three times the file size and three times the embedding capacity (to its corresponding grayscale version). A subtle other difference is that the color file has a slightly different file structure that does not contain a palette for the pixel values.[3]

### VI. ALGORITHM

- Convert the input images in png format.
- Perform bit-plane coding.
- Perform BPCS algorithm.
- Calculate the size of the images.
- Embedded images and text data to another uses.
- Perform de-steganography and receive the original images.
- Observe the histogram analysis.

### VII. RESULT & ANALYSIS

Step: 1 select the original image the size of original image should be greater than cover image. & the size of the cover image should be smaller than original image. We obtain the extracted information.

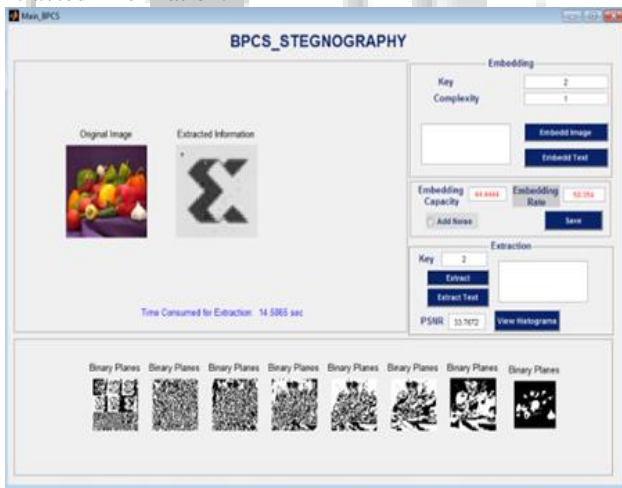


Fig. 2:

Step: 2

Here we embed the both original as well as cover image which we are hiding. By using bit plane coding steganography (BPCS) we divide the image into slices and thus the cover image will hide in the pixels of original image that would make more secure data to extract the cover information.

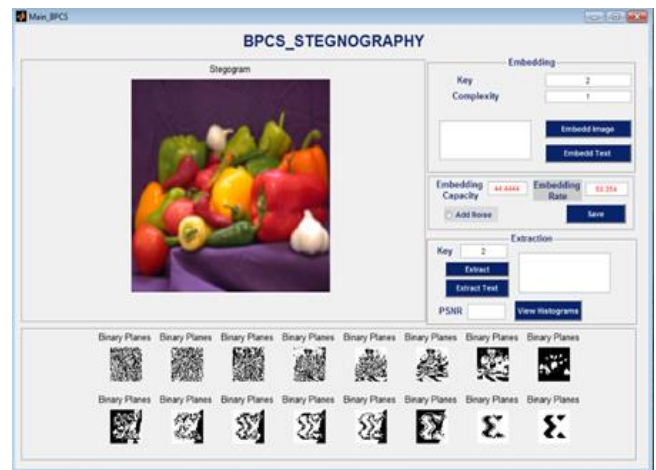


Fig. 3:

Step: 3

In this step the finally original image is obtained after embedding in which we hide our cover information.

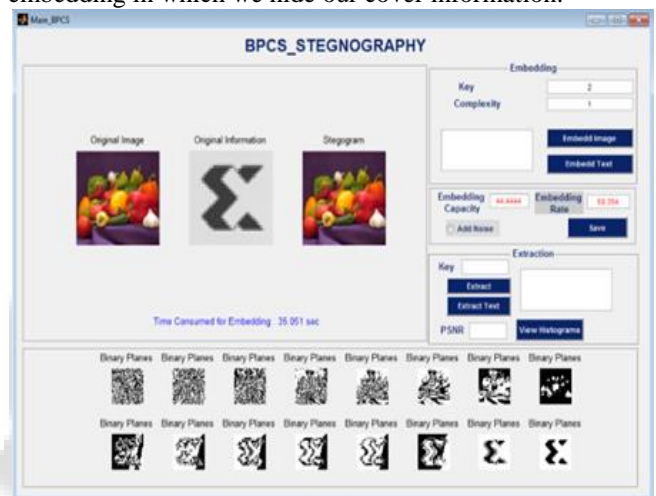


Fig. 4:

Step: 4

The histogram plot of both the images is as shown in following diagram.

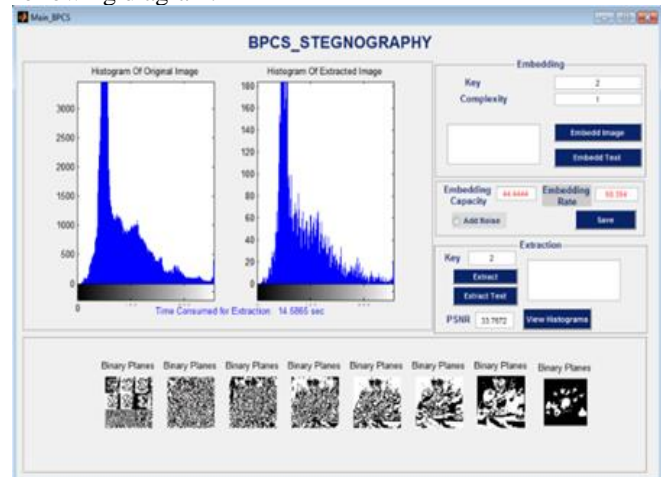


Fig. 5:

### ACKNOWLEDGEMENT

We would like extend our sincere thanks to Prof. Vishal Raskar for providing constant support.

We are also thankful to Mr. P. R badadapure our HOD for providing extend support.

## VIII. CONCLUSION

The aim of this paper is to demonstrate BPCS steganography, which is based on a property of the visual human system. The most important factor for this technique is that human can not see any information in the bit plane of color image if it is very complex. We have specified the two techniques of BPCS one is Web based another is improved based BPCS technology.

To adept this technique we used the improved steganography text based on the chaos and BPCS method and applied it to secret information. this design provide good visibility and high data embedding capacity etc.

## REFERENCES

- [1] IEEE paper on Review: Steganography – Bit Plane Complexity Segmentation (BPCS) Technique IJEST Vol. 2(9), 2010
- [2] BPCS Steganography -Steve Beaulieu, Jon Crissey, Ian Smith IEEE paper on Web Based BPCS Steganography- IJCTEE VOLUME2ISSUE2
- [3] <http://www.cse.wustl.edu/~jain/cse571-09/ftp/stegano/index.html>
- [4] IEEE paper on High Capacity Data Embedding Technique Using Improved BPCS Steganography- ijsrp research\_paper\_jul2012/
- [5] Ppt on steganography by Khan, Mohammed Minhajuddin E. T. Lin and E. J. Delp: A Review of 1Data Hiding in Digital Images, Video and Image Processing Laboratory, Indiana
- [6] Eiji Kawaguchi, Richard O. Eason: Principle and applications of BPCS – Steganography.
- [7] ENEE408G Multimedia Signal Processing (fall '03) – Overview of MATLAB Programming.
- [8] Rafael C. Gonzalez, Richard E. Woods: Digital Image Processing, Third Edition, Pearson Education, pp. 117 – 119.
- [9] ASAM - Image Processing 2008/2009. Lecture 5
- [10] S.G.K.D.N. Samaratunge, (August 2007): New Steganography Technique for Palette Based Images, Second International Conference on Industrial and Information Systems, ICIIS 2007.
- [11] A.Habes, (Feb 2006): Information Hiding in BMP image Implementation, Analysis and Evaluation, Information Transmission in Computer Networks.
- [12] u J, Zhang R eta. Reliable Detection of BPCS Steganography [J].Journal of Beijing University of Posts and Telecommunications, 2009, 32(4): 113-121.