

# A Survey Paper on - Design of Earthquake Resistance Tall Structure with Lateral Force Method & Response Spectrum Analysis (Stadd. Pro)

Sanjay Singh Dangi<sup>1</sup> Dr. Rakesh Patel<sup>2</sup>

<sup>2</sup>Professor & Head of the Department

<sup>1,2</sup>Department of Civil Engineering

<sup>1,2</sup>SIRTS, Bhopal, India

**Abstract**— The selection of the structure categories was made after the normal process. The two methods used for the analysis are the equivalent static measurement and the Response Spectrum .A comparative analysis of the results Found from both methods was performed based on migration, story distribution and clipping. The framework was also tested for P-analysis and adjustments required from time to time have been made after the IBC code .When the steel resistance frame was developed in accordance with IS-800: 2007 based on these analytical methods. In the process of naming this stage it has been repeated many times until all the standards specified in IS 800 have been met. The developed framework was then analyzed and the results were compared according to the categories used. The cost-effectiveness of both methods has been compared. Also the basic design that contains the base plate is made according to IS 800: 2007. Important statistics are calculated and statistics are created. The software used for analyze and design is STAAD Pro. Both at the time of design and analysis the calculations performed were performed and compared.

**Keywords:** Seismic Loading, Manual Calculation, STAAD Pro., Analysis-Design, Wind Effect, Seismic Effect, Steel, Concrete Composite Structure, Programming Tools

## I. INTRODUCTION

The action used in an earthquake building can be the current movement of the earth with vertical and vertical objects. The horizontal motion is that the most prominent feature of the earthquake action is its strength and as the structures are generally better designed to withstand gravity than the surrounding forces. The proportion of earthquakes is about 50% of the horizontal object, except in the vicinity of the same slots. Steel structures are good for earthquake resistance due to the ductility material. Experience shows that steel structures under earthquakes behave well. Land failure and the number of major injuries are associated with the construction of other materials. this can be explained by certain features of steel structures. There are two ways in which an earthquake can be counteracted:

- 1) Artificial options made in categories large enough that they are only under pressure.
- 2) Synthetic options made in small sections, designed to make multiple plastic parts.

## II. PROBLEM STATEMENT

A six-story structure with three biscuits on the straight side and 6 bays on the latest side was taken and analyzed by both the same methods for measuring and viewing the views and designed.

The height with the storey is 3 meters so the open space between the bays is 8 meters and the consecutive spaces of ditches are 6 meters

## III. OBJECTIVES

The main objective is to “Design of Earthquake Resistance Tall Structure with Lateral Force Method & Response Spectrum Analysis (STADD. Pro)”

## IV. REVIEW OF LITERATURE

Literature reviews corresponding to the earthquake analysis of the multistorey structure were controlled. the target was to understand the strength of the various structural properties of different seismic zones. it has been noted that the majority of researchers, scholars and consultants have been active in the field of earthquakes, geography, the importance of seismic analysis, modern design methods, building methods, and so on.

[Tejavat Venkatesh et.al (2019)] designed and analyzed the hospital's energy and wind power structure. The structure was analyzed for wind turbines using STAAD.Pro and seismic loads were analyzed with a uniform static and base shear criteria. The G + 4 structure is analyzed for structural strength relative to the assumed strength.

[Safwanahmad et.al (2018)] designed the G + 2 hospital building using STAAD.Pro using appropriate loads and section details to include part of the main purpose of this feature was to review the validity of using STAAD.Pro for analysis.

[R.D. Deshpande et al., (2017)] said that systematic analysis can also be a branch that involves the design of construction work, thus predicting the actual construction response such as structures, bridges, trusses and more. This project makes an effort to look at the improvement of the performance of various materials within the multi-character building. The analysis, demolition and testing of the multi-character building is included under the Basement + G + 5 Building. is compatible with the physical structures where the load is calculated, live loads are taken from code IS875-part 2 and the piles are arranged according to the size of the ground protection. Column array and column layout has a country method used.

[Sankar. J et.al (2016)] designed and developed the G + 4 hospitals and designs its using STAAD. Pro. The effects of the earthquake load are calculated by calculating the base and displacement where the findings of the member study show differences between different areas using comparative analysis.

[Madhurivassavai et al., (2013)] states that the biggest problem facing the world is population growth. due to the limited availability of land, multi-room buildings are often built to help most of us in a limited area. Modeling modeling is done with STAAD.Pro and AutoCAD. The counting of four-story buildings is tedious and time-

consuming. STAAD.Pro provides us with a fast, efficient and efficient platform for analysis and growth by frameworks. [Borugadda Raju et al., (2013)] designed and analyzed the G + 30 multi-layered structure using STAAD.Pro in a state-of-the-art environment. STAAD.Pro contains a simple interface that allows users to provide a mount and therefore rating and size values are included. Members are designed with details of the independent emphasis of the RCC. The analysis is completed with 2-dimensional frames then finished more than 2-D and 3-D frames under various load combinations.

## V. METHODOLOGY

The first step is to design the design of the building framework. The process involved is the selection of parts for independent members. Since the consequences of aggressive actions are a function of the strength of the members, the unsafe approach involves a lot of tolerance.

An example discussed here includes a structure in which seismic resistance is provided by the resistance friction (MRF) in both x and y indicators. Temporary resistance frames (MRF) are known as flexible structures. Their structure is therefore often governed by the need to satisfy judgmental approaches under magnitude earthquakes, or the limitations of P outcomes - under earthquake load. For this reason it is very popular for strong communication. The first design has the following steps:

- Definition of beam sections, testing deviations and resistance under load gravity.  
Following the screening process, review the next steps until all the criteria have been met.

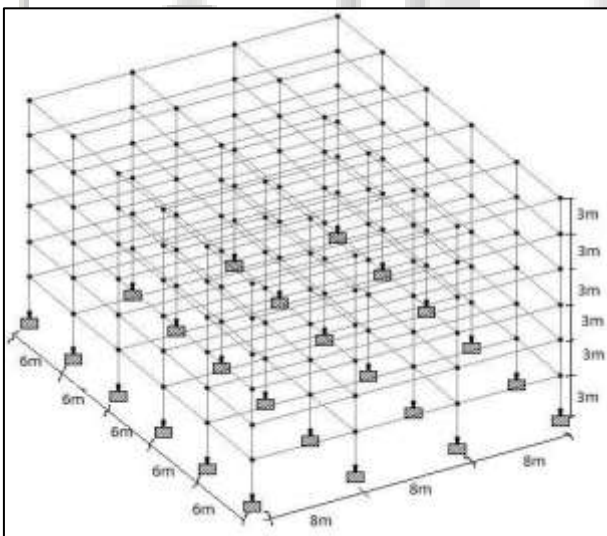


Fig. 1.2: 3-D view of the steel structure

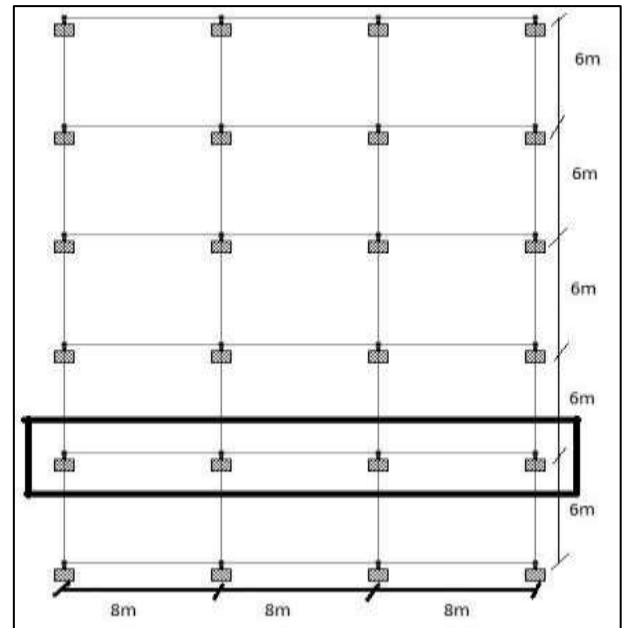


Fig. 1.3: Plan for the structure




Fig. 1.4: Elevation of structure frame

## VI. LATERAL FORCE METHOD

The seismic load of the whole apartment is calculated from its total load and the load set. the load of columns and walls in any storey must be properly separated on the upper and lower floors of the storey. Buildings designed for storage purposes are likely to have a high percentage of service load present during an earthquake. The load on the roof is not considered.

With the same static system that generates structural strength in the right way, the layout of the seismic foundation is determined by  $VB = Ah \times W$

## VII. RESPONSE SPECTRUM ANALYSIS

In the field of seismic analysis this is often among the most used and calculating methods. using visual editing graphic to work. the concept used is that the weight is illuminated at diaphragm levels on the roof and at ground levels. Diaphragm's are considered immutable and as a result the

column is not stable but later flexible. The rotating response of a mirror is represented by a type of weight-related migration illuminated by degrees of flexible flexibility (or vibration modes n) sufficient for the weight value.

Unstructured analysis of the structure is usually carried out in accordance with standard mechanical methods using the appropriate victim and the rigidity of the structural system, and as a result the natural time (T) and mode ( $\emptyset$ ) of vibration methods are usually obtained. The distribution of weight and therefore the strength of the structure determines the composition of the mode.

Each vibration mode has its own unique vibration time (with its own so-called status mode created by the detection of multi-diverted poles.)

## VIII. DISCUSSION

The variety of energy efficiency methods in steel structures, and as a result the overall reliability of those opportunities, are high-level factors that define the best seismic performance of steel frames. In addition, steel structures tend to have more reliable earthquake behavior than those using other materials, due to the many conflicting features that emerge:

- Visual power is guaranteed, as a result of a controlled product
- Craft designs and construction

## REFERENCES

- [1] Punmia. P. C, 'Design of Concrete Structure', Lakshmi publications.
- [2] Dhirajlal. A 'Design of RC Elements (Limit State Method)'.  
[3] DUTTA, 'Estimation and cost', VSP Publications.
- [4] IS Code of manual calculation for plain & reinforced concrete (fourth revision) IS:456 (2000). Methods of Indian standards, July 2000, New Delhi.
- [5] IS code of practices sp 16-1999 Methods of Indian Standards March 1999, New Delhi.
- [6] Minister of health section 44, ACT 1997.
- [7] Agarwal Pankaj and Shrikhande Manish, Seismic Design of Buildings, Prentice Hall of India Limited, July 2006, 251-336.
- [8] J. Sankar, E. V. Raghava Rao, N. Chennakesavulu, Design of G+4 structure for earthquake resistant, IJES&RT, December 2016.
- [9] M. I. Adiyanto, M. I. Adiyanto, T. A. Majid, Malaysia S. S. Zaini, Analysis & Design of 3 Storey Hospital Structure Subjected to Seismic Load Using STAAD PRO ,2008.
- [10] 'Dr. Ashok kumar N', 'Navaneethan M', 'Naviya B', 'Gopalakrishnan D', 'Atun Roy Choudhury'; Planning-Analysis & Design of Hospital Buildings Using Staad Pro8i., 2017
- [11] D.R. Deshmukh et al. Int. Journal of Engineering Research and Application www.ijera.com ISSN: 2248-9622, Vol. 6, Issue 7, (Part -1) July 2016, pp.17-19
- [12] Krishna Raju. N, "Design of Reinforced Concrete Structures" CBC Publishers & Distributors, New Delhi
- [13] Design Example by Arcelor-Mittal.(www.arcelor-mittal.org)

[14] IS 800:2007, Third Revision, General Construction in Steel –Code of Practice.

[15] IS 1893:2002, Fifth Revision, Criteria For Seismic Design of Buildings, Part-1 General Provisions & Structure