

# Comparative Analysis of Steel Structures Using Tuned Mass Damper under Seismic Effects

Yashvant Singh Chouhan<sup>1</sup> Dr. J N Vyas<sup>2</sup>

<sup>1</sup>PG Student <sup>2</sup>Professor

<sup>1,2</sup>Department of Civil Engineering

<sup>1,2</sup>Mahakal Institute of Technology and Management, Ujjain, India

**Abstract**— Seismic analysis is one of the most important tasks to understand the behavior of structure under action of earthquake loading. Different system is generated to reduce the effect of earthquake loading. TMD (tuned mass damper) system is one which is used to reduce the vibration of the building. Further with the arrival of response spectrum analysis and time history analysis with better understanding of seismic response. The importance of reduced vibration and displacement of structure is realized in resisting even higher seismic loads than the design load. The design base shear force is reduced by introducing a response reduction factor to consider an inelastic displacement capacity of ductile structure in dissipating the energy of structure.

**Keywords:** Tuned Mass Damper, Structure Response, Earthquake, Reduction Coefficient, Assessed

## I. INTRODUCTION

The concept of providing tuned mass damper in structure to increase the time period of seismic force. A tuned mass damper is a system for damping the amplitude in one oscillator by coupling it to a second oscillator. If tuned properly the maximum amplitude of the first oscillator in response to a periodic driver lowered and much of the vibration will be 'transferred' to the second oscillator. This used, for example in tall buildings to limit the swaying of the building in the wind. People are sensitive to this swaying, so by adding, a tuned mass damper the building sways less and the damper, which no one can feel, vibrates instead. In the figure, the spring system  $m_1$ ;  $k_1$ ;  $c_1$  is the oscillator to be damped (say a building) and  $m_2$ ;  $K_2$ ;  $c_2$  is the damping oscillator. (Say a reasonably large mass attached to the building).

Note:  $x_2$  is the absolute position of  $m_2$ . This is often replaced by the relative position of  $m_2$  with respect to  $m_1$ , i.e., with what we would call  $x_2, x_1$ .

Assuming that the damping force is proportional to velocity and there is a periodic force  $p_0 \cos(\beta t)$  on  $m_1$  it is easy to work out the differential equations governing the motion of the system. We simplify slightly by letting  $c_1 = 0$  and get the following equations. ( $\dot{x}_1$  is the time derivative of  $x_1$ .)

Dynamic Vibration Absorbers (DVA) are based on the concept of attaching a secondary mass to a primary vibrating system such that the secondary mass dissipates the energy and thus reduce the amplitude of vibration of the primary system. There are many application of DVA, A few are noted below: vibration control of transmission cables control of torsion oscillation of crankshaft control of rolling motion of ships chatter control of cutting tools control of noise in aircraft cabin vibration control of hand held devices DVAs are generally of three types

- 1) Vibration Neutralizer: Here, a secondary mass connected to the primary using a spring element.
- 2) Auxiliary Mass Damper: Here the secondary mass connected to the primary by a damper/dashpot.
- 3) Dynamic Vibration Absorber: A general case where both spring and damper used to connect the secondary mass, with the primary system.

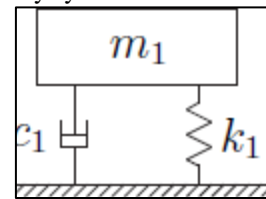


Fig. 1: Basic 2DOF equivalent

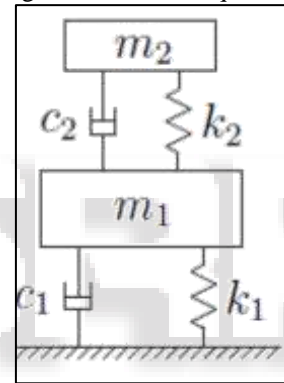


Fig. 2: SDOF system + tuned mass damper

## II. LITERATURE REVIEW

This literature review includes previous studies on different application of vibration of tuned mass damper.

- 1) José L. Almazán, in his research paper he studied the behavior of Passive tuned-mass dampers (TMDs) are a very efficient solution for the control of vibrations in structures subjected to long-duration, narrowband excitations. In this study, a Bidirectional and Homogeneous Tuned Mass Damper (BH-TMD) is proposed. The pendulum mass is supported by cables and linked to a unidirectional friction damper with its axis perpendicular to the direction of motion. Some advantages of the proposed BH-TMD are: (1) its bidirectional nature that allows control of vibrations in both principal directions; (2) the capacity to tune the device in each principal direction independently; (3) its energy dissipation capacity that is proportional to the square of the displacement amplitude, (4) its low maintenance cost. Numerical results show that, under either unidirectional or bidirectional seismic excitations, the level of response reduction achieved by the proposed BH-TMD is similar to that obtained from an "ideal" linear viscous device.

- 2) Alex Y. Tuan and G. Q. Shang (2014) in his analysis investigate the mitigating effects of a TMD on the structural dynamic responses of Taipei 101 Tower, under the action of winds and remote (long-distance) seismic excitation. To begin with, the optimal parameters of the TMD in Taipei 101 Tower are first determined. Then a finite element model of this high-rise building, equipped with a TMD system, is established. A detailed dynamic analysis conducted accordingly, to evaluate the behavior of the structure-TMD system. The simulation results obtained compared with the wind tunnel test data and the recorded field measurements. The accuracy of the established computational frameworks is then verifies. Findings of this study demonstrate that the use of TMD in this building is materially effective in reducing the wind-induced vibrations. However, it is not as effective in mitigating remote seismic vibrations responses.
- 3) Dr. Mohan M. Murudi in his research paper Tuned Mass Damper (TMD) have been found to be most effective for controlling the structural responses for harmonic and wind excitations. In the present paper, the effectiveness of TMD in controlling the seismic response of structures and the influence of various ground motion parameters on the seismic effectiveness of TMD have been investigated. The structure considered is an idealized single-degree-of-freedom (SDOF) structure characterized by its natural period of vibration and damping ratio. Various structures subjected to different actual recorded earthquake ground motions and artificially generated ground motions are considered. It is observed that TMD is effective in controlling earthquake response of lightly damped structures, both for actual recorded and artificially generated earthquake ground motions. The effectiveness of TMD for a given structure depends on the frequency content, bandwidth and duration of strong motion; however, the seismic effectiveness of TMD is not affected by the intensity of ground motion.
- 4) Christoph Adam and Thomas Furtmuller in his fundamental parametric study the seismic performance of Tuned Mass Dampers (TMDs) is investigated. Earthquake excited vibration prone structures modeled as elastic single-degree-of-freedom oscillators and they are equipped with a single TMD. The TMD performance assessed by means of response reduction coefficients, which are generated from the ratio of the structural response with and without TMD attached. It is found that TMDs are effective in reducing the dynamic response of seismic excited structures with light structural damping. The results of the presented study are based on a set of 40 recorded ordinary ground motions.
- 5) Kourosh Talebi Jouneghani in his study the application of tuned mass damper in improving the response of structures is considered. At first, three frames of 3, 9 and 20 stories are evaluated in which time history analysis is done according to El – Straw earthquake. The maximum reduction of among the three mentioned frames belongs to a 20-stories structure in which the rate of story displacement reduction is between 25 to 45%, and this indicates that by increasing the height of the structure, the performance of tuned mass damper improved. In the second part, the effect of semi-active tuned mass damper is studied on a 10-stories frame. Studies showed that using a tuned mass damper system with viscous damper with controller force decreases the average of maximum displacement of roof story down to 39.9 % and this amount of reduction is 22.8% for semi-active tuned mass damper. Finally, the performance of tuned Single and multiple mass Damper is evaluated on a 20- stories frame, and the results show that single and multiple dampers decrease structures ‘responses and the performance of tuned multiple dampers depends on the mass and frequency ratio and also concluded that the performance of tuned multiple mass dampers is reduced by transition to middle of the structure stories.
- 6) Min Ho Chey in his research this thesis explores next generation passive and semi-active tuned mass damper (PTMD and SATMD) building systems for reducing the seismic response of tall structures and mitigating damage. The proposed structural configuration separates the upper storey(s) of a structure to act as the ‘tuned’ mass, either passively or semi actively. In the view point of traditional TMD system theory, this alternative approach avoids adding excessive redundant mass that is rarely used. In particular, it is proposed to replace the passive spring damper system with a semi active resettable device based system (SATMD). This semi-active approach uses feedback control to alter or manipulate the reaction forces, effectively re-tuning the system depending on the structural response. In this trade-off parametric study, the efficacy of spreading stiffness between resettable devices and rubber bearings is illustrated. Spectral analysis of simplified 2-DOF model explores the efficacy of these modified structural control systems and the general validity of the optimal derived parameters is demonstrated. The end result of the spectral analysis is an optimally-based initial design approach that fits into accepted design methods.
- 7) Anthony C. Webster and Rimas Vaicaitis in his research both analysis floor vibration problems appears to be on the rise, the use of mechanical damping devices to control vibrations is limited. In a recent survey of vibration control methods, Murray reports that passive-mechanical damping methods, including viscous damping, viscous- elastic damping, and tuned-mass dampers, have often gone untried outside the laboratory or have had marginal impact in actual buildings. This is particularly unfortunate because mechanical dampers can sometimes control floor vibrations more cheaply than structural stiffening, and are often the only viable means of vibration control in existing structures. This paper details the successful implementation of a tuned-mass damping system to reduce the steady-state vibrations of the long span, cantilevered, composite floor system at the Terrace on the Park Building in New York City. The experience with this implementation suggests that tuned mass dampers (TMDs) can be successfully employed to control steady-state vibration problems of other composite floor systems. The potential for general application of TMDs in composite floor systems is discussed, and areas for further research are suggested.

### III. METHODOLOGY

It is very important to perform the dynamic analysis for the structure subjected to random/dynamic loadings. The dynamic analysis of structures mainly involves the response spectrum analysis and time history analysis. In some of the structures having very large spans, the effects of ground motion at different supports may be different and in such cases, it is necessary to perform the time history analysis considering the effects of time delay of Earthquake ground motions. It is very important to perform dynamic analysis for the structures subjected to earthquake induced ground motions. The support induced vibrations cause deformations and stresses in the structural systems. The support excitations can be divided into two types:

- 1) Single-support excitation
- 2) Multi-support excitation

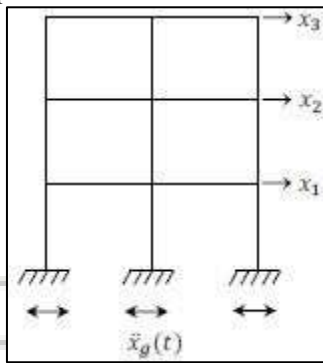


Fig. 3.1: A system subjected to single support excitation

In single-support excitation, it is assumed that all the supports undergo an identical (uniform) ground motion. In other words, due to the same ground motion at all supports, the supports move as one rigid base as shown in Figure 3.1. Hence, the masses attached to dynamics degrees of freedom are excited by the ground motion. For example, tall buildings, towers, chimneys etc. for which the distances between the supports are not very large compared with the predominant wave length of the ground motion. In multi-support excitations, the ground/support motions or excitations are different at difference supports. For the same travelling wave of an earthquake, the time histories of ground motion at two supports could be different if the two supports are separated by a large distance. This is the case because the travel time of the wave between any two supports is not sufficiently negligible to make the assumption that the ground motions are the same at the two supports. For examples, big network of pipe lines, very long tunnels, long dams, bridges etc. Although the piping may not be especially long, its ends are connected to different locations of the main structure and would therefore experience different motions during as earthquake.

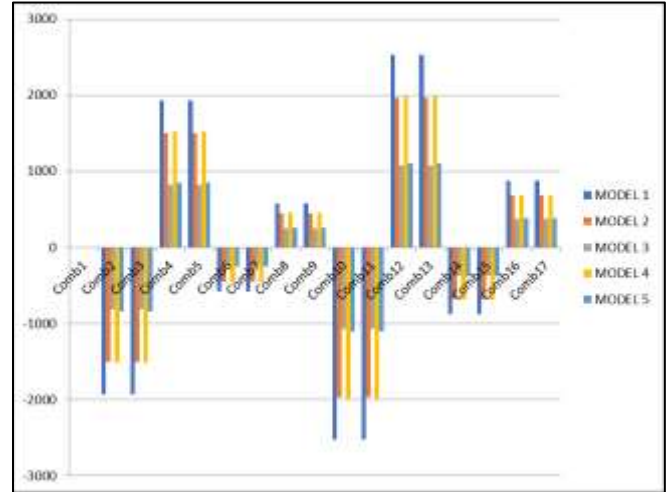
### IV. RESULT & DISCUSSION

#### A. Story Shears and Story Displacement

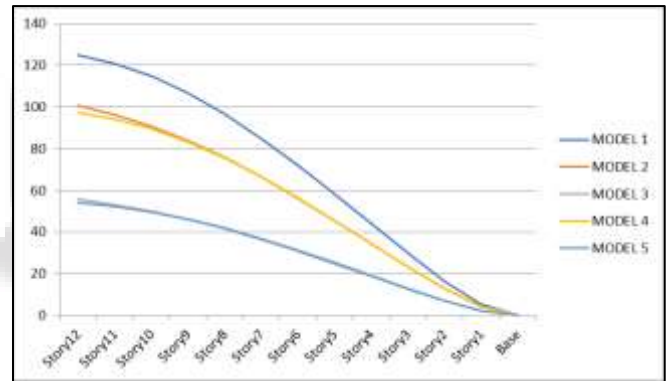
The analysis conducted on models by seismic loading done with the help of IS1893 2016 code (design of earthquake resisting structure) with zone factor equal to 0.36, building importance factor equal to 1, response reduction factor equal to 5 and soil type 2 is used in analysis. Story shear and story

displacement is calculated in X and Y-direction are as follows.

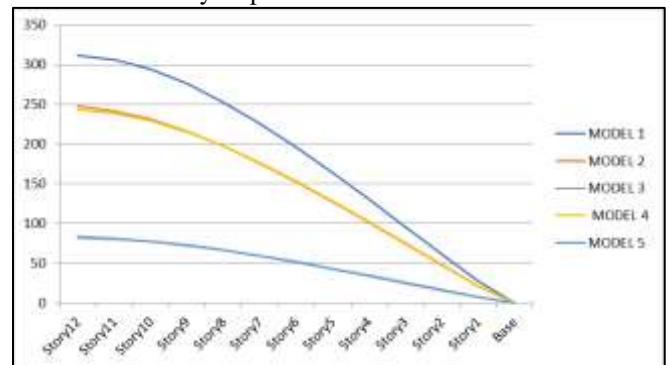
Lateral displacement refers to the lateral movement of stories from each other from its original position by the action of story shear on the structures. As per IS 456:2000 displacement should not be greater than the ratio of height of structure to 500.



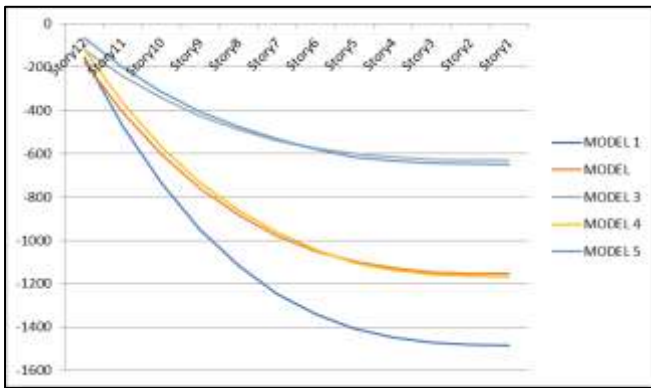
VALUE OF BASE SHEAR FOR DIFFERENT LOAD COMBINATIONS



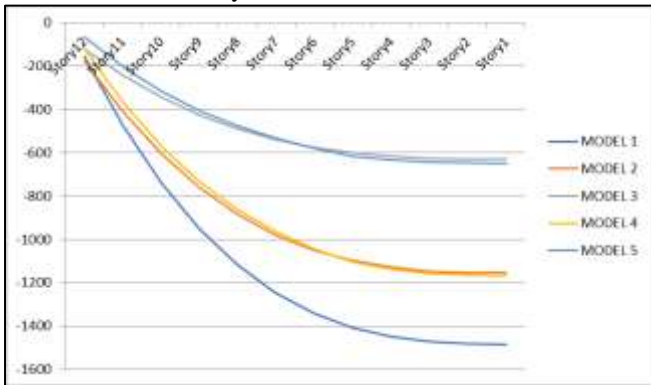
Story displacement in X direction



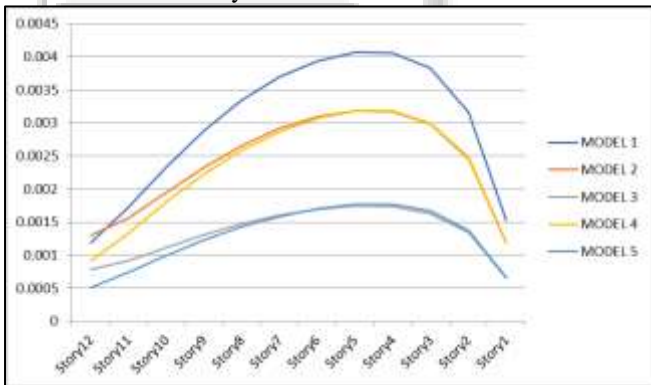
Story displacement in Y direction



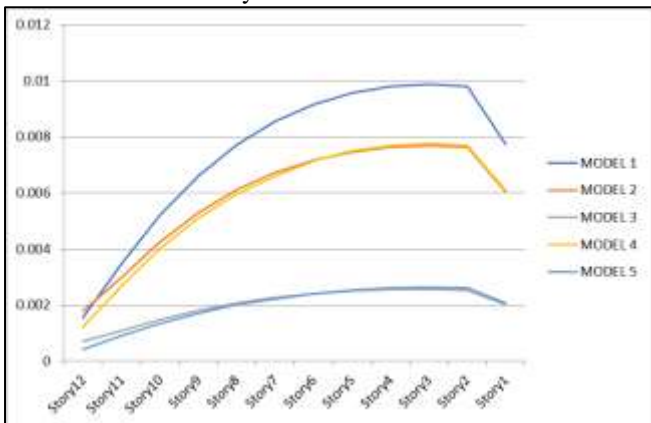
Story Shear in X direction



Story Shear in X direction



Storey Drift in X direction



Storey Drift in Y direction

## V. CONCLUSIONS

The results of 3-dimensional modelling of TMD structure discussed with the help of ETABS software for response

spectrum and time history analysis. Five different models having constant plan area equal to 256m<sup>2</sup> and same plan section are prepared by software with the help of IS code and comparative analysis studied between them. In this project seismic analysis of TMD in vertical irregular structure of steel frame is done and structural performance is studied.

All the results and graphs for the designed models which include lateral displacement and story drift parameter by changing the position of TMD and mass ratio for response spectrum analysis.

- From earthquake analysis on all five models target displacements in model 3 are 44.72% of model 1 due to the position of TMD in X-direction as compare to other models.
- The story shear of model 3 is comparatively lesser than model 1, model 2, model 4, and model 5 because of TMD in model 3 to resist the lateral load.
- From earthquake analysis on all models according to IS-1893 the story displacements in model 3 are 34% of model 2 and model 4 due to the mass ratio of TMD is twice in model 3 and model 5 as compare to other models of steel frame structure.
- Maximum story drift occurs in model 1 (bare frame structure) due to no presence of Tune mass damper in it. Minimum story drift is occurs in model 5 (TMD frame structure placing TMD at 6th story on centre of gravity of structure with mass ratio 0.04) which reduce displacement from 6th story to 12th story by placing TMD at 6th story.

## REFERENCES

- [1] Agarwal A. (2012): Seismic Evaluation of Institute Building, Bachelor of Technology Thesis, National Institute of Technology Rourkela.
- [2] Applied Technology Council (ATC), Seismic Evaluation and Retrofit of Concrete Buildings. ATC-40, Redwood City, CA, 1996.
- [3] ASCE 41-06 (2007), Seismic Rehabilitation of Existing Buildings, American Society of Civil Engineers.
- [4] A. Kadid and A. Boumrkik "pushover analysis of reinforced concrete frame structure". Asian Journal of Civil Engineering (building and housing) Vol.9, No. 1 (2008) page 75-83.
- [5] Brown john, J. M.W. and Pan, T. H., "Response of Tall Building to Weak Long Distance Earthquakes," Earthquake Engineering Structure Dynamic., Vol. 30, pp. 709-729 (2001).doi: 10.1002/eqe.32
- [6] Computers and Structures Inc.; CSI. ETABS 2013 V. "CSI analysis reference manual". Berkeley, California, USA, 2008.
- [7] Chang, C. C, "Mass Dampers and Their Optimal Designs for Building Vibration Control," Eng Struct., Vol. 21, No. 5, pp. 454-463 (1999).doi: 10.1016/S0141-0296(97)00213-7
- [8] Gerges, R. R. and Vickery, B. J., "Wind Tunnel Study of the Across-Wind Response of a Slender Tower with a Nonlinear Tuned Mass Damper," J Wind Eng IndAerod, Vol. 91, No. 8, p. 0921069 (2003).Doi:10.1016/S0167-6105 (03)00053-9

- [9] IS 456, Plain and Reinforced Concrete Code of Practice (fourth revision), New Delhi-110002: Bureau of Indian Standards, 2000
- [10] IS 875 (part1), Dead loads, unit weights of building material and stored and stored material (second revision), New Delhi 110002: Bureau of Indian Standards, 1987.
- [11] IS 875 (Part2) Imposed loads (second revision), New Delhi 110002: Bureau of Indian Standards, 1987.
- [12] IS1893-2002, Indian Standard CRITERIA FOR EARTHQUAKE RESISTANT DESIGN OF STRUCTURE, Bureau of Indian Standards, Fifth revision.
- [13] Leung, A. Y. T. and Zhang, H. J., "Particle Swarm Optimization of Tuned Mass Dampers," *Eng Struct.*, Vol.31, No. 3, pp. 7-15728 (2009).doi: 10.1016/j.engstruct.2008.11.017 Vibration Control in a 101-Storey Building Using a Tuned Mass Damper 155
- [14] Leung, A. Y. T., Zhang, H. J., Cheng, C. C. and Lee, Y. Y., "Particle Swarm Optimization of TMD by Non-Stationary Base Excitation during Earthquake," *Earthquake Eng & Struct D*, Vol. 37, No. 9, pp. 1223-1246 (2008).doi: 10.1002/eqe.811
- [15] Lee, C. L., Chen, Y. T., Chung, L. L. and Wang, Y. P., "Optimal Design Theories and Applications of Tuned Mass Dampers," *Eng Struct.*, Vol. 28, No. 1, pp.43-53(2006).doi:10.1016/j.engstruct.2005.06.023
- [16] Mwafy A.M. and Elnashai A.S (2001), "Static pushover versus Dynamic Collapse analysis of RC buildings", *Journal of Engineering Structures*, Vol. 23, pp.407-424.
- [17] Mainstone, R.J., 1971."On the stiffness and strengths of infilled frames", *Proceedings, Institution of Civil Engineers*, Supplement 5, 57-90.
- [18] Masonry Standards Joint Committee (MSJC), 1995a, *Building Code Requirements for Masonry Structures*, ACI 530-95/ASCE 5-95/TMS 402- 95, American Concrete Institute, Detroit, Michigan; American Society of Civil Engineers, New York, New York; and The Masonry Society, Boulder, Colorado.
- [19] Masonry Standards Joint Committee (MSJC), 1995b, *Specification for Masonry Structures*, ACI 530.1-95/ASCE 6-95/TMS 602-95, American Concrete Institute, Detroit, Michigan; American Society of Civil Engineers, New York, New York; and The Masonry Society, Boulder, Colorado.
- [20] Rana, R. and Soong, T. T., "Parametric Study and Simplified Design of Tuned Mass Dampers," *Eng Struct.*, Vol. 20, No. 3, pp. 210943 (1998).doi: 10.1016/S0141-0296(97)00078-3
- [21] SERMİN OĞUZ (April 2005) Master of Science Thesis, the Graduate School of Natural and Applied Sciences of Middle East Technical University.