

Online Examination System

Omkar S. Bhosale¹ Ashwini G. Ghadi² Nisha B. Patil³ M. P. Jamdar⁴

^{1,2,3,4}Student

^{1,2,3,4}Department of Computer Science & Engineering

^{1,2,3,4}PadmabhushanVasantdada Patil Institute of Technology, Budhgaon, India

Abstract— This report will consist of all features and procedures which are required to increase the system. This report include unique information about goals of the gadget, machine scope trouble, gadget technique version, number one device requirements, group development, likely mission risks, schedule of the, and subsequently monitoring and reporting mechanisms for the entire device. Online Examination Conducting System may be very beneficial for Educational Institute's to put together a whole exam, save the time to be able to take to check the paper and prepare mark sheets. Examination device will help to the academic Institute to check college students and improvement their talents. But the hazards for Examination device, it takes a extra time while consumer prepares the exam at the primary time for utilization. And to take the exam we require the variety of computers with the identical range of students. The powerful use of Examination System, the coordinator can use this device to expand the exams as their requirements, and for buying better results in much less time.

Keywords: Examination

I. INTRODUCTION

- This Project Today net end up reality and usage of this turn out to be very much famous and there may be incredible boom in all over the world for training reason. The Examination System is simple to apply, full-featured and bendy Testing, Examination web portal. It allows Administrators and Coordinator to set exclusive examination and query sets for registered college students. The Examination System gives whole functionality of judging and assessing scholar's overall performance skills. The Examination System comprises of Question Sets effectively blended with a whole set of Features. Using extraordinary functions of the Examination System an administrator and coordinator can set an examination call, pick out an exam, and assign questions for examination.
- The query units will supported to the automated system and it is an essential position in random technology of unique question sets of query papers. The maximum number of questions is higher randomization is achieved.
- Utilize superior judgments settings, included flexibility in database pushed query pooling, skipping, and randomization and include time response to conduct online examination. It facilitates in introduction of query paper based on a hard and fast of parameters. Examination System offers automated online evaluation of Objective type questions. For the Examination, the solutions are checked at the side of the conduction of the exam and the examinee may be made available the results right away. Storage of answers, rankings, and results in database. Additional to the already available questions inside the Question Bank, the Administrator

has the capacity to add extra questions as per the problem.

- System ought to have built in security functions to handle distinctive protection chance like SQL injection, go scripting, spamming.
- The system entitled "Online Aptitude Exams System" is application software, which pursuits at providing offerings to the institutes and providing them with an option of selecting the eligible college students through themselves.

II. OBJECTIVES

Online Examination System – Examination is entire stop to cease technique to cover all components of online exam gadget. The simple goal of developing this assignment is:

- Provides whole web website answer, including member registration, giving checks, storing of consequences. Complete web primarily based management.
- The on line examination gadget can mechanically upload the marks allotted in every question to determine the full mark for the test.
- Using this feature the questions may be selected from the query Bank, and additionally the appearance of questions inside the Random Order.
- Add multiple product to buying card, automatic calculate the transport fee, calculate tax and calculate general amount.
- Additional to the already available questions in the Question Bank, the Administrator has the capacity to add greater questions as per the difficulty.
- The Administrator additionally has the ability to modify the User defined Questions and not the already Available Questions inside the Question Bank.
- Complete net based totally gadget no set up required to run the software in client system.
- In our project coordinator can take the test of scholar, insert the query set, and offer the login for scholar after student registration.
- Student and member result have to be saved and can be retrieving afterward.
- Question ought to offer solution type like more than one right answer choice and one proper answer choice. Test display must provide alternatives accordingly.
- System need to capable of calculate the examination marks and display the result speedy after completing the examination; student ought to view the correct answer of the query after finishing the take a look at.
- System has powerful logical get admission to management in place, every person need to be diagnosed via person electronic mail identity and password authentication coverage is implemented to cozy the exam device.

- The Examination gadget Generate wide variety of reports for administration like, Total students/individuals registered for examination, no of available exam, test given via the pupil.

III. PROJECT SCOPE

- The Examination System will deliver the permission to take and deliver Examination and retaining data and generating numerous view softest. The vital customer soft he Examination assignment are Student, Coordinator and device Administrator.

IV. MODULE

A. Student Module:

- An more advantageous interface for pupil to registration, edit profile, login, pick out examination, and supply exam, view the examination outcomes, view answers of the questions following modules pages are to be had for the pupil.
- 1) Home – It is the default internet page for the web page. All hyperlinks are to be had in this internet web page.
- 2) Login – Student require to login to view his profile account. If pupil forgets his password he can get new password from Forget password link that is ship to his/her mail identity for the authentication. New pupil can sign up to the exam by using click on the join up button on the internet site on line.
- 3) Register – New Student require to check in to provide the exam on those web site. Student can input all the records like electronic mail id, name, cope with, contact statistics and placed up. Examination device can validate the statistics from the pupil email identity, it need to be precise for every pupil. For the login to the e- exam device scholar require to go into correct electronic mail id and password. Student require to go into legitimate email identity because of the reality if he/she forget the password of the account password link will be dispatched to e mail address that is register to the e-exam tool.
- 4) My Account – it display the logged scholar statistics, previously stored take a look at effects can be seemed here and distinct links like Edit Profile yourself, Logout shape account and Change Password of the account.
- 5) Edit Profile – Student can edit his/her profile like private facts, home deal with, contact range, person call however student cannot edit e-mail address as quickly as sign up.
- 6) Change Password – Student can trade his account password from this alteration password hyperlink. Student need to enter his vintage password to alternate the password with new password of his account.
- 7) Logout – By clicking this link individual logout from this net web site all user is move again to the login page.
- 8) Examination – Student can see the available exam via selecting any exam from list, tool show facts of test like, exam name, examination description, overall question available in examination, number questions for test, trendy time, passing marks.
- 9) Test – It show the check internet web page, Examination tool randomly pick questions from query paper and show

one after the other to the student. Student can read the questions and select out the right solution from to be had alternatives for the question, after completing the exam Examination system show the end result of the examination without delay and store the test details in device database for destiny reference.

B. Administration and Coordinator Module:

- Administration module used to go into and edit exam records, question papers, maintain the coordinator and the user and perspectives the remarks of the person; The Coordinator module is the used for the take examination of the scholar however coordinator can get right of entry to the e-exam tool after the administrator permission. And coordinator cannot be view the activate person and feedback of the customer. It cannot delete the consumer from the device. The administration module and coordinator module will embody the subsequent features:
- 1) Login – Login page for the administrator and coordinator. All admin and coordinators are diagnosed through the username, password. Administrator and coordinator can create new examination preserve query banks.
- 2) Users – It show listing of customers registered within the website.
- 3) Examination – Add edit the examination information.
- 4) Question Bank – Maintain the question financial institution for decided on examination, Administrator can add the examination, edit the question and solutions of the exam.
- 5) Results – Display list of test consequences.
- 6) Logout – By clicking this link admin customer and coordinator logged out from this web page all clients consultation will reset to default charge.

Both of those views of functionality to e-exam machine can be added due to the fact the primary version of the Examination Application for e- exam machine is launched.

V. SYSTEM DESIGN

A. System Architecture

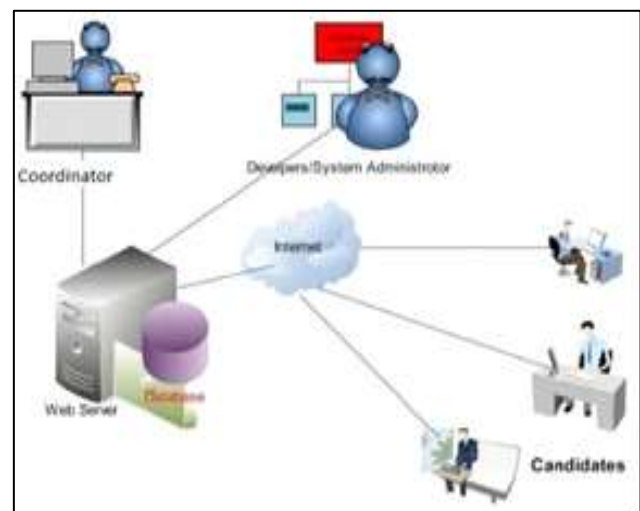


Fig. 1: System Architecture

The administrator module, coordinator and scholar modules consist of their part of capabilities to the Examination. The initialization of the Examination is finished by using the ADMIN, who offers suitable account credentials to the customers.

The administrator adds registered facts of the customers to the e- Examination system database and edited or deletes it as needed. The Coordinator inserts the inquiries to the question paper of the Examination in concern smart manner. The question numbers are routinely generated. The complete concern clever consequences of college students can be considered by way of the exam coordinator and administrator at any time after the completing the examination. The pupil only has to login to attend the exam and after finishing and submitting the examination the end result is straight away generated.

VI. DATA FLOW DIAGRAM

A Data flow diagram (DFD) is find a completely small variety of primitive symbols to represent the functionality accomplished via the undertaking and the waft records a few of the specific features of the venture. The information drift diagram depicted in discern B beneath suggests the relationship a number of the entities in the Examination system. The entity "STUDENT" can deliver exam after he or she gains get admission to the machine. The entity "COORDINATOR" can add inquiries to be replied through scholar into the e- Examination database using question layout, set the examination instructions and configure the right options or set of options for the exam questions. The entity "ADMINISTRATOR" is saddled with the obligation of placing students, coordinator and setting the password for the users of the e-exam machine. The entity "SERVER" is liable for authenticating the users of the machine and additionally presents the timing facility for the examination. The device logs off a pupil upon expiration of duration for the examination

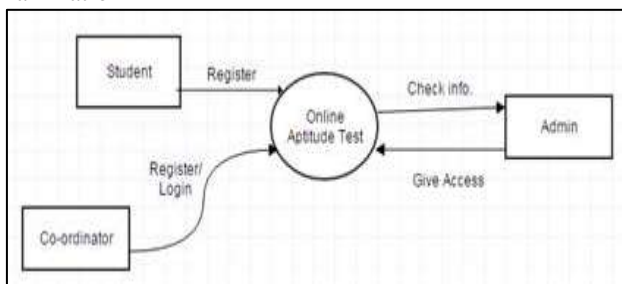


Fig. 2: Data Flow Diagram

VII. ALGORITHM

- 1) Step 1: Student Identification: The machine will check the identification of the student by way of the usage of registration earlier than coming into the exam of taken by coordinator. This will also check eligibility of the scholar for examination.
- 2) Step 2: Coordinator Domain Login: The scholar will log into the area of the coordinator with the user name and password provided with the aid of the coordinator area login.
- 3) Step 3: Special login into exam: The consumer is requiring writing the person name and password. If the

person identity and password is correct then the student is able to supply the exam.

- 4) Step 4: Give the Exam: The student will entire the examination this is located within the examination system laptop window (Online Exam)
- 5) Step 5: Online e- Examination Coordinator Password: The Coordinator password is supplied by way of the admin to the coordinator who are effectively login into the exam device. This offers them get admission to insert the questions.
- 6) Step 6: Random questions and Results: The questions are randomly given to the scholars, student submits the solutions to the server; whilst the user session is finished, the e-examination machine generates the result of the examination immediately.
- 7) Step 7: End.

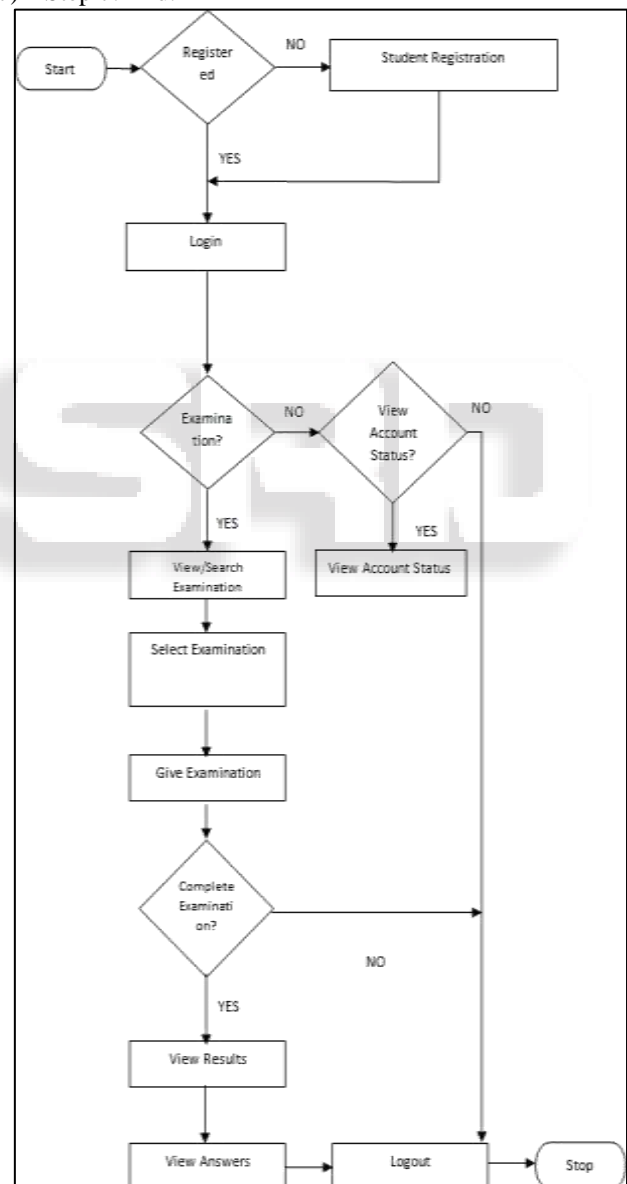


Fig. 3: Flow Chart

VIII. CONCLUSION

This Web Application gives facility to take on-line e-examination global. It save the time as it allows number of

college students to give the examination at a time and displays the effects of the exam while exam is completed, so no need to watch for the end result. It is automatically generated via the server. Administrator & Coordinator has a privilege to create, modify and delete the test papers and its particular questions. User can sign in to examination gadget, login and give the exam along with his unique id, and can see the effects as well.

REFERENCES

- [1] Design and implementation of an online self-training system for the Computer System Platform course. Published in: *Advanced Computational Intelligence (ICACI)*, 2012 IEEE Fifth International Conference on.
- [2] Yuan, Z. Zhang, L and Zhang, G. (2019) A Novel Web-Based Examination System For Computer Science Education. 33rd ASEE/IEEE Frontiers in Education Conference. S3f-7-s3f-10. visited on 23rd of September 2011.
- [3] C.K. Ayo, I.O. Akinyemi, A.A. Adebisi and U.O. Ekong (2018), "The Prospects of Examination Implementation in Nigeria", Department of Computer and Information Sciences, Covenant University, Ota, NIGERIA. *Turkish Online Journal of Distance Education - TOJDE*. ISSN 1302-6488 Volume: 8 Number: 4 Article.
- [4] F. Andrew, Darren Pullen and Colleen Harper (2019). "Case study of a computer based examination system" *Australian Journal of Educational Technology*, 25(4), 509- 523.10, page 125-135.
- [5] Fagbola Temitayo M., Adigun Adebisi A., Oke Alice (2018), "Computer-Based Test (Cbt) System for University Academic Enterprise Examination", *International Journal of Scientific & Technology Research* Volume 2, Issue 8, August 2017.
- [6] I.M.M. Emary El and J.A.A. Abu (2018), "An Online Website for Tutoring and Examination of Economic Course", *American Journal of Applied Sciences* 3 (2): Page 1715-1718, ISSN 1546-9239.