

Microstrip Patch Antenna Array of Triangular Patch for Wi-MAX Application

Sanjeev Singh Ratnakar¹ D. C. Dhubkarya²

²Associate Professor

^{1,2}Bundelkhand Institute of Engineering & Technology Jhansi U.P. India

Abstract— This paper describes a microstrip patch antenna array of triangular patch .This Antenna array achieves high gain 8.8dBi at frequency 2.68 GHz. This antenna utilized dielectric substrate which has dielectric constant 4.4 and thickness 1.6mm. Proposed antenna show percentages bandwidth 6.8 and it offer gain 8.8dBi, directivity 11.5dBi and antenna efficiency 58% at resonant frequency 2.68 GHz. So this microstrip patch antenna array of triangular patch shows applications for Wi-MAX.

Key words: Microstrip Patch Antenna, Antenna array, WiMAX

I. INTRODUCTION

In the field of wireless communication micro strip patchAntenna plays a vital role. Micro strip patch antenna show various advantages for low profile communication system like low cost, low weight, flexibility and ease of integration with active devices. For monolithic microwave integrated circuit micro strip patch antenna show a good solution.

Micro strip patch antenna show some limitation like low bandwidth, low gain and it cannot process multiband .so for overcome this limitation many type of miniaturization technique ,like utilizing high dielectric substrate , applying reactive and resistive load and increasing the electrical length of antenna have been proposed and utilized[1]. .

Microstrip patch antenna array is a good solution to obtain high gain result. Microstrip patch antenna increases its overall geometrical size as comparision microstrip patch antenna.Gain is increased while that bandwidth is decreased of microstrip patch antenna array. Microstrip patch antenna array structure has various disadvantages like large size[2].

In the present work, Microstrip patch antenna array is taken of triangular patch for high gain by collection of triangular patch and different feeding [3]. The substrate material play very important role in deciding the size and bandwidth of antenna [4]. For given antenna glass epoxy substrate utilized which has the dielectric constant 4.4 and the thickness of dielectric is 1.6mm. [5]

II. ANTENNA DESIGN CONSIDERATION

The design of of microstrip patch antenna array is shown in Fig 1. The length and width of triangular patch are taken 25mm and 32mm. For ground plane we utilized glass epoxy substrate which has dielectric constant 4.4 and height of plane 1.6mm. The resonant frequency of antenna is 2.68 GHz. Probe feed technique is used for feeding the antenna [5] .Cordinate of first vertex of first patch is (0,0)

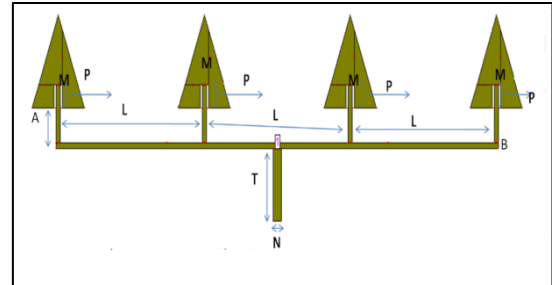


Fig. 1: Geometry of Microstrip Patch Antenna Array

A=12mm

B=2mm

L =68mm

M=4mm

P=8mm

N=4mm

T=25mm

Feeding point = (117.5,-12) in mm.

S.N.	Parameters	Value
1.	Design resonance frequency	2.68GHz
2.	Dielectric constant	4.4
3.	Substrate height	1.6mm
4.	Patch length	25mm
5.	Patch width	32mm

Table 1: Shown All Specification for Designing of Microstrip Patch Antenna Array

III. SIMULATION RESULT AND DISCUSSION

Microstrip patch antenna array of triangular patch for Wi-MAX application simulated and analyzed by using IE3D software version 9.0 which is resonated at frequency 2.68 GHz .The gain of microstrip patch antenna array is 8.8dbi and the antenna efficiency of microstrip patch antenna array is found to be 58%. The microstrip patch antenna array offer bandwidth is 6.8% and directivity 11.5 dBi .VSWR of microstrip patch antenna array is in between 1 and 2 over entire frequency band.

Fig 2 to 7 shown different characteristic microstrip patch antenna array of triangular patch.

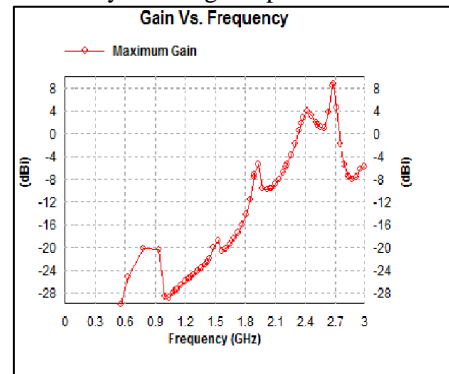


Fig. 2: Different Characteristic Microstrip Patch Antenna Array of Triangular Patch

A. Bandwidth Vs frequency:

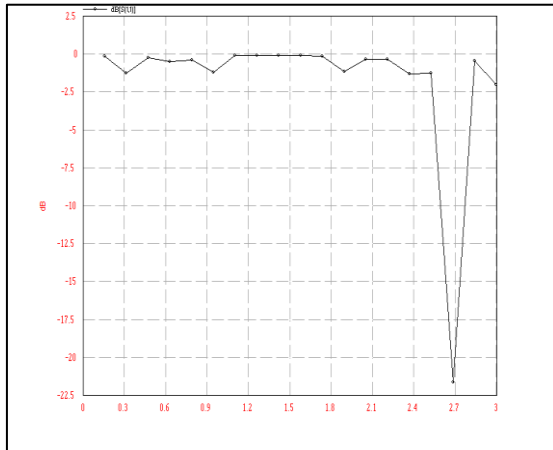


Fig. 3: Bandwidth Vs Frequency

B. VSWR Vs frequency:

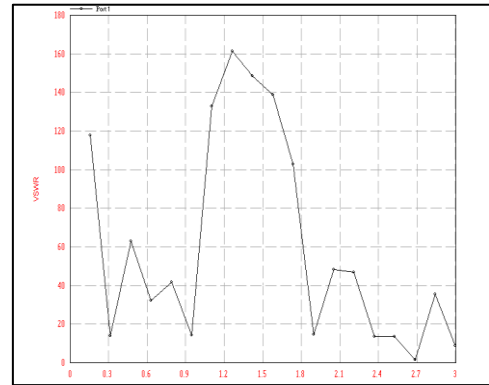


Fig. 6:

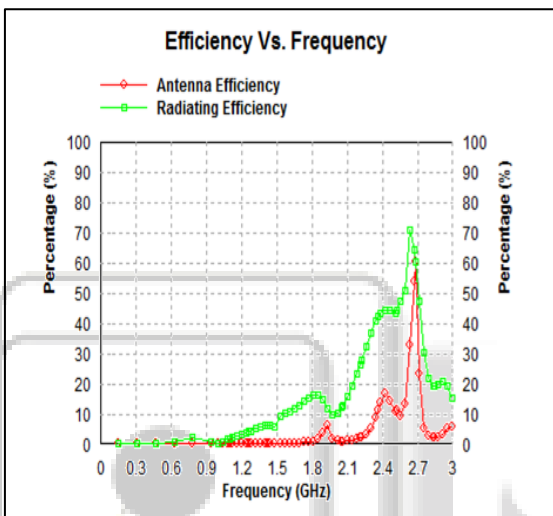


Fig. 4:

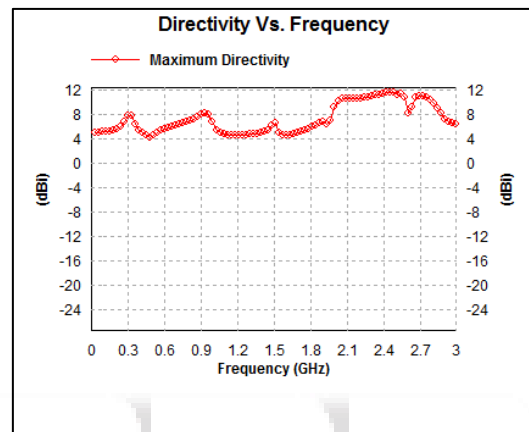


Fig. 7

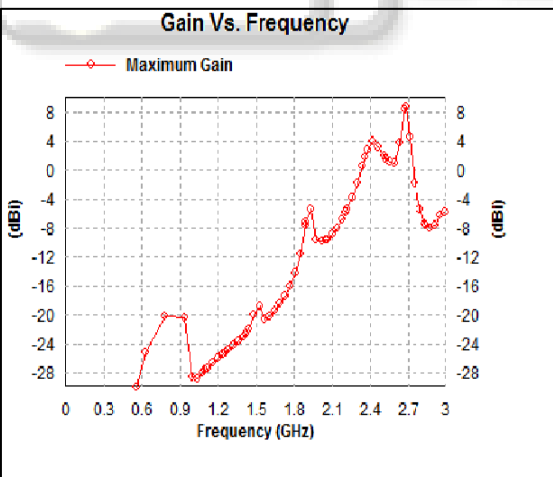


Fig. 5

IV. CONCLUSION

The characteristic of microstrip patch antenna array of triangular patch studied through by IE3D simulation software. It is found that gain can be increased by using array of triangular patch. This microstrip patch antenna array has high gain 8.8 dBi at 2.68 GHz frequency and antenna cover the frequency range of 2.58 GHz to 2.75GHz which is suitable for WiMAX application[5]. It is found that microstrip patch antenna array provides high gain than simple patch antenna.

REFERENCES

- [1] A. Balanis, "Antenna Theory analysis and design", Microstrip Antenna, Chapter 14, pp.720-784
- [2] Yahya S. H. Khraisat, "Design of 4 Elements Rectangular Microstrip Patch Antenna with High Gain for 2.4 GHz Applications", Modern Applied Science. Vol. 6, No. 1; January 2012.
- [3] F N Dharsandiya and I D Parmar, "Optimization of Antennae Design for Gain Enhancement Using Array", International Journal of Advance Research in Cumpster Science and Software Engineering. Vol. 4, No. 1; January 2014.
- [4] B. Mandelbrot, "Fractal: Form, Chance and Dimension," W. H. Freeman and Company, San Francisco, 1997.
- [5] K.D. Prasad, Tech India Publication, " Antenna and Wave Propagation", Antenna Terminology Chapter 8, pp. 529-559.